



INTRODUCTION

Aksa power generation system, providing optimum performance, and reliability, for stationary standby, prime power, and continuous duty applications. All generator sets are factory build, and production tested.

Certificate

TS ISO 8528

TS ISO 9001-2008

CE

SZUTEST

2000/14/EC

General Characteristics

| | |
|----------------------------------|----------------------------|
| Model Name | AJD 44 |
| Frequency (Hz) | 50 |
| Fuel Type | Diesel |
| Engine Made and Model | JOHN DEERE - 3029TFG20-A15 |
| Alternator Made and Model | Mecc Alte - ECP32-2S/4 C |
| Control Panel Model | DSE 6120 |
| Canopy | AK 30 |

Производитель сохраняет за собой право без предварительного уведомления делать изменения в моделях, технических характеристиках, цветах, оборудовании, аксессуарах и чертежах.


3 Phase, 50 Hz, PF 0.8

| VOLTAGE | STANDBY RATING (ESP) | | PRIME RATING (PRP) | | Standby Amper |
|---------|----------------------|-------|--------------------|------|---------------|
| | kVA | kW | kVA | kW | |
| 400/231 | 44 | 35.20 | 40 | 32.0 | 63.51 |

STANDBY RATING (ESP) : Applicable for supplying power to varying electrical load for the duration of power interruption of a reliable utility source. ESP is in accordance with ISO 8528-1. Overload is not allowed.

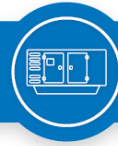
PRIME RATING (PRP) : Applicable for supplying power to varying electrical load for unlimited hours. PRP is in accordance with ISO 8528-1. 10 % overload capability is available for a period of 1 hour within 12-hour period of operation.

ENGINE SPECIFICATIONS

| | | |
|-----------------------------------|-------------|-----------------------|
| Engine | | JOHN DEERE |
| Engine Model | | 3029TFG20-A15 |
| NO. OF CYLINDERS AND BUILD | | 3 cylinders - in line |
| BORE AND STROKE | mm | 106 X 110 |
| TOTAL DISPLACEMENT | L | 2.9 |
| Aspiration | | Turbo Charged |
| COMPRESSION RATIO | | 17.2:1 |
| RATED SPEED (RPM) | d/dk | 1500 |
| OIL CAPACITY | L | 8 |
| Standby Power (kW/HP) | | 42/56 |



| | |
|--|------------------|
| Prime Power | 39/52 |
| Block Heater QTY | 1 |
| Block Heater Power (Watt) | 500 |
| Fuel Type | Diesel |
| Injection Type and System | Direct Injection |
| Type of Fuel Pump | Delphi DP100G |
| Governor System | Mechanic |
| Operating Voltage (Vdc) | 12 Vdc |
| Battery and Capacity (Qty/Ah) | 1x55 |
| Cooling Method | Water Cooled |
| Cooling Fan Air Flow (m3/min) | 59.1 |
| Coolant Capacity (engine only / with radiator) (lt) | 6/19.2 |
| Air Filter | |



| | | |
|--|----------|------|
| | Dry Type | |
| Fuel Cons. Prime With %100 Load (lt/hr) | | 9,96 |
| Fuel Cons. Prime With %75 Load (lt/hr) | | 7.62 |
| Fuel Cons. Prime With %50 Load (lt/hr) | | 5.27 |



ALTERNATOR SPECIFICATIONS

| | | |
|------------------------------------|--------------|-------------------|
| Manufacturer | | Mecc Alte |
| Alternator Made and Model | | ECP32-2S/4 C |
| Frequency (Hz) | Hz | 50 |
| Power (kVA) | kVA | 45 |
| DESIGN | | 4 Pole, Brushless |
| VOLTAGE | V | 400 |
| Phase | | 3 |
| A.V.R. | | DSR |
| Voltage Regulation | (+/-) | +/-%1 |
| Insulation System | | H |
| Protection | | IP23 |
| Rated Power Factor | | 0.8 |
| WEIGHT COMP. GENERATOR (Kg) | | 165 |



| | | |
|--|----------------------|-------------|
| COOLING AIR (m³/min) | m³ | 15.7 |
|--|----------------------|-------------|

SIZE and WEIGHT

| Open Type | DRY WEIGHT (kg.) (kg.) | LENGTH (mm.) | WIDTH (mm.) | HEIGHT (mm.) | TANK CAPACITY (lt.) (Lt.) |
|--|---------------------------------------|-------------------------|------------------------|-------------------------|--------------------------------------|
|  | unknown | 1780 | 950 | 1258 | 130 |
| CANOPY | DRY WEIGHT (kg.) (kg.) | LENGTH (mm.) | WIDTH (mm.) | HEIGHT (mm.) | TANK CAPACITY (lt.) (Lt.) |
| AK 30  | 1080 | 2472 | 1010 | 1553 | 130 |

STANDARD SPECIFICATIONS

- Water cooled, Diesel engine
- Radiator with mechanical fan
- Protective grille for rotating and hot parts
- Electric starter and charge alternator
- Starting battery (with lead acid) including rack and cables
- Engine coolant heater
- Base frame design incorporates an integral fuel tank and anti-vibration isolators
- Flexible fuel connection hoses
- Single bearing, class H alternator
- Industrial exhaust silencer and steel bellows supplied separately (for open sets)
- Static battery charger
- Manual for application and installation

Производитель сохраняет за собой право без предварительного уведомления делать изменения в моделях, технических характеристиках, цветах, оборудовании, аксессуарах и чертежах.



OPTIONAL EQUIPMENTS

ENGINE

- Electronic governor control
- Fuel-Water Separator Filter
- Low water level alarm
- Oil heater

ALTERNATOR

- Anti-Condensation Heater
- Over sized alternator
- Main line circuit breaker

CONTROL SYSTEM

- Earth fault, single set
- Charge Ammeter

TRANSFER SWITCH

- Three or four pole contactor
- Three or four pole motor operated circuit breaker

OTHER ACCESSORIES

- Main Fuel Tank
- Automatic or manual fuel filling system
- Manual oil drain pump
- Low and high fuel level alarm
- Residential silencer
- Enclosure: weater protective or sound attenuated
- Duct adapter (on radiator)
- Inlet and outlet motorised louvers
- Inlet and outlet acoustic baffles
- Trailer
- Tool kit for maintenance
- Double wall chassis
- Supplied with oil and coolant - 30 °C
- Battery isolating switch

Devices

- DSE, model 6120 Auto Mains Failure control module.
- Battery charger input 198-264 volt, output 27,6 V 5 A (24 V) or 13,8 Volt 5A (12V)

Производитель сохраняет за собой право без предварительного уведомления делать изменения в моделях, технических характеристиках, цветах, оборудовании, аксессуарах и чертежах.



- Emergency stop push button and fuses for control circuits.

Construction and finish

- Components installed in sheet steel enclosure. Phosphate chemical, pre-coating of steel provides corrosion resistant surface. Polyester composite powder topcoat forms high gloss and extremely durable finish. Lockable and hinged panel door provides easy access to components.

Installation

Control panel is mounted on baseframe with steel stand. Located at the right side of the generator set (When you look at the Gen.Set. from Alternator)

GENERATING SET CONTROL UNIT

The DSE 6120 module has been designed to monitor generator frequency, volt, current, engine oil pressure, coolant temperature running hours and battery volts.

Module monitors the mains supply and switch over to the generator when the mains power fails.

The DSE6120 also indicates operational status and fault conditions, Automatically shutting down the Gen. Set and giving true first up fault condition of Gen. Set failure. The LCD display indicates the fault.

Стандартные функции

- Microprocessor controlled.
- LCD display makes information easy to read.
- Automatically transfers between mains (utility) and generator power.
- Manual programming on front panel.
- User-friendly set-up and button layout.
- Remote start.
- Event logging (50) showing date and time.
- Controls: Stop/Reset, Manual, Auto, Test, Start, buttons. An additional push button next to the LCD display is used to scroll through the modules' metering displays.

Измерительные приборы

ENGINE

- Engine speed.
- Oil pressure.
- Coolant temperature.
- Run time.
- Battery volts.
- Configurable timing.

**GENERATOR**

- Voltage (L-L, L-N).
- Current (L1-L2-L3).
- Frequency.
- Gen. Set ready.
- Gen. Set enabled.

MAINS

- Mains ready.
- Mains enabled.

Схема защиты**WARNING**

- Charge failure.
- Battery Low/High voltage.
- Fail to stop.
- Low /High generator voltage.
- Under /Over generator frequency.
- Over /Under speed.
- Low oil pressure.
- High coolant temperature.

SHUT DOWNS

- Fail to start.
- Emergency stop.
- Low oil pressure.
- High coolant temperature.
- Over /Under speed.
- Under/over generator frequency.
- Under/over generator voltage.
- Oil pressure sensor open.
- Coolant temperature sensor open.

ELECTRICAL TRIP

- Generator over current.

Опционные особенности

- Flexible sensor can be controlled with temperature, pressure, percentage (warning/shutdown/electrical trip)
- Local setting parameters and monitoring from PC to control module with USB connection (max 6 mt).

Стандарты

- Electrical Safety / EMC compatibility
- BS EN 60950 Electrical business equipment.

Производитель сохраняет за собой право без предварительного уведомления делать изменения в моделях, технических характеристиках, цветах, оборудовании, аксессуарах и чертежах.



- BS EN 61000-6-2 EMC immunity standard.
- BS EN 61000-6-4 EMC emission standard.

STATIC BATTERY CHARGER

- Battery charger is manufactured with switching-mode and SMD technology and it has high efficiency.
- Battery charger models' output V-I characteristic is very close to square and output is 5 amper, 13,8 V for 12 volt and 27,6 V for 24 V . Input 198 - 264 volt AC.
- The charger is fitted with a protection diode across the output.
- Connect charge fail relay coil between positive output and CF output.
- They are equipped with RFI filter to reduce electrical noise radiated from the device.
- Galvanically isolated input and output typically 4kV for high reliability.

INTRODUCTION

Sound-attenuated and weather-protective enclosures for generating sets from Aksa, meet event the sound requirements and provide optimum protection from inclement weather and development by our specialist acoustic engineers. Our modular designed sound insulated canopies provide ease of access for servicing and general maintenance and interchangeable components permitting on-site repair. Enclosures are designed to optimize genset cooling performance, providing you with confidence that genset ratings and ambient capability.

STANDARD SPECIFICATIONS

Compact footprint, low profile design.

Enclosure, generator set, exhaust system and fuel tank are pre-assembled, pre-integrated and shipped as one package

Body made from steel components treated with polyester powder coating

Fire retardant foam insulation

Easy access to all service points

Exhaust system inside canopy

Large doors on each side

Control panel viewing window in a lockable access door

Emergency stop push button mounted on enclosure exterior

Cooling fan and battery charging alternator fully guarded

Fuel fill and battery can only be reached via lockable access doors.

Lifting points on the top of canopy and base frame

Customer options available to meet your application's needs.

Aksa makes its generating sets' noise level tests in accordance with directive 2000/14/EC validation of the noise level test has been approved by the notified body Szutest



| | | |
|----------------------------|------------|-------|
| CANOPY MODEL | | AK 30 |
| WIDTH | mm. | 1010 |
| LENGTH | mm. | 2472 |
| HEIGHT | mm. | 1553 |
| TANK CAPACITY (lt.) | Lt. | 130 |

Производитель сохраняет за собой право без предварительного уведомления делать изменения в моделях, технических характеристиках, цветах, оборудовании, аксессуарах и чертежах.